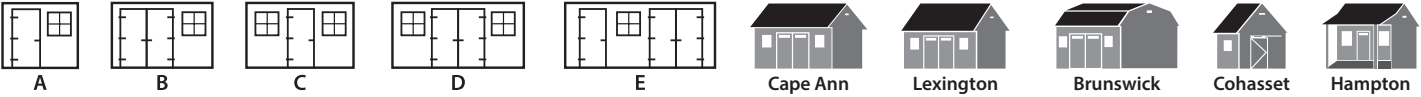


2016 SHED PRICING



						Cape Ann			Lexington Colonial/ Brunswick Gambrel**			Cohasset			Hampton***		
	A	B	C	D	E	Pine	Vinyl	Cedar	Pine	Vinyl	Cedar	Pine	Vinyl	Cedar	Pine	Vinyl	Cedar
6x8	●					\$1,999.00	\$2,199.00	\$2,499.00	\$2,199.00	\$2,399.00	\$2,749.00	-	-	-	-	-	-
6x10	●	●				\$2,259.00	\$2,599.00	\$2,929.00	\$2,489.00	\$2,859.00	\$3,219.00	-	-	-	-	-	-
6x12	●	●	●			\$2,459.00	\$2,799.00	\$3,199.00	\$2,699.00	\$2,999.00	\$3,299.00	-	-	-	-	-	-
8x8	●					\$2,059.00	\$2,399.00	\$2,739.00	\$2,234.00	\$2,598.00	\$3,014.00	-	-	-	\$3,308.00	\$3,672.00	\$4,129.00
8x10	●	●				\$2,463.00	\$2,910.00	\$3,326.00	\$2,702.00	\$3,181.00	\$3,638.00	-	-	-	\$4,019.00	\$4,498.00	\$5,007.00
8x12	●	●	●			\$2,806.00	\$3,326.00	\$3,742.00	\$3,118.00	\$3,638.00	\$4,158.00	-	-	-	\$4,678.00	\$5,198.00	\$5,781.00
8x14	●	●	●	●		\$3,118.00	\$3,638.00	\$4,158.00	\$3,430.00	\$4,044.00	\$4,574.00	-	-	-	\$5,234.00	\$5,847.00	\$6,446.00
8x16*	●	●	●	●	●	\$3,638.00	\$4,054.00	\$4,574.00	\$3,992.00	\$4,470.00	\$5,198.00	-	-	-	\$6,030.00	\$6,517.00	\$7,278.00
10x10	●	●				\$2,786.00	\$3,326.00	\$3,742.00	\$3,046.00	\$3,638.00	\$4,158.00	\$4,407.00	\$5,084.00	\$5,510.00	\$4,387.00	\$4,980.00	\$5,552.00
10x12	●	●	●			\$3,181.00	\$3,690.00	\$4,158.00	\$3,493.00	\$4,054.00	\$4,658.00	\$4,879.00	\$5,701.00	\$6,044.00	\$5,078.00	\$5,639.00	\$6,238.00
10x14	●	●	●	●		\$3,482.00	\$4,096.00	\$4,574.00	\$3,846.00	\$4,512.00	\$5,094.00	\$5,268.00	\$6,059.00	\$6,506.00	\$5,675.00	\$6,340.00	\$6,996.00
10x16*	●	●	●	●	●	\$4,158.00	\$4,678.00	\$5,188.00	\$4,574.00	\$5,126.00	\$5,781.00	\$5,969.00	\$6,676.00	\$7,174.00	\$6,646.00	\$7,197.00	\$7,936.00
10x18*	●	●	●	●	●	\$4,377.00	\$4,928.00	\$5,646.00	\$4,834.00	\$5,552.00	\$6,238.00	\$6,238.00	\$7,107.00	\$7,658.00	\$7,150.00	\$7,867.00	\$8,647.00
10x20*	●	●	●	●	●	\$4,782.00	\$5,510.00	\$6,030.00	\$5,198.00	\$6,030.00	\$6,686.00	\$6,643.00	\$7,694.00	\$8,130.00	\$7,757.00	\$8,589.00	\$9,348.00
12x12	●	●	●			\$3,534.00	\$4,158.00	\$4,658.00	\$3,898.00	\$4,595.00	\$5,094.00	\$5,347.00	\$6,238.00	\$6,543.00	\$5,508.00	\$6,205.00	\$6,767.00
12x14	●	●	●	●		\$3,992.00	\$4,678.00	\$5,053.00	\$4,408.00	\$5,094.00	\$5,677.00	\$5,882.00	\$6,758.00	\$7,151.00	\$6,238.00	\$6,948.00	\$7,603.00
12x16*	●	●	●	●	●	\$4,595.00	\$5,302.00	\$5,864.00	\$5,094.00	\$5,833.00	\$6,446.00	\$6,550.00	\$7,550.00	\$7,902.00	\$7,191.00	\$7,930.00	\$8,626.00
12x18*	●	●	●	●	●	\$4,990.00	\$5,718.00	\$6,342.00	\$5,510.00	\$6,342.00	\$6,966.00	\$6,992.00	\$8,110.00	\$8,448.00	\$7,850.00	\$8,714.00	\$9,358.00
12x20*	●	●	●	●	●	\$5,510.00	\$6,134.00	\$6,779.00	\$6,030.00	\$6,758.00	\$7,476.00	\$7,537.00	\$8,536.00	\$8,983.00	\$8,614.00	\$9,342.00	\$10,163.00
14x14	●	●	●	●		\$4,512.00	\$5,198.00	\$5,750.00	\$4,970.00	\$5,781.00	\$6,374.00	\$6,506.00	\$7,397.00	\$7,910.00	\$6,848.00	\$7,659.00	\$8,325.00
14x16*	●	●	●	●	●	\$5,250.00	\$5,926.00	\$6,509.00	\$5,750.00	\$6,592.00	\$7,174.00	\$7,269.00	\$8,372.00	\$8,694.00	\$7,871.00	\$8,714.00	\$9,358.00
14x18*	●	●	●	●	●	\$5,750.00	\$6,478.00	\$7,060.00	\$6,259.00	\$7,174.00	\$7,757.00	\$7,804.00	\$8,979.00	\$9,301.00	\$8,624.00	\$9,539.00	\$10,215.00
14x20*	●	●	●	●	●	\$6,238.00	\$7,029.00	\$7,611.00	\$6,842.00	\$7,767.00	\$8,391.00	\$8,411.00	\$9,597.00	\$9,961.00	\$9,450.00	\$10,376.00	\$11,104.00
14x24*	●	●	●	●	●	\$7,174.00	\$8,110.00	\$8,630.00	\$7,934.00	\$8,963.00	\$9,535.00	\$9,553.00	\$10,843.00	\$11,155.00	\$11,022.00	\$12,058.00	\$12,755.00
16x16*	●	●	●	●	●	\$6,800.00	\$7,255.00	\$8,214.00	\$7,154.00	\$7,694.00	\$8,734.00	\$8,652.00	\$9,863.00	\$10,080.00	\$9,211.00	\$10,500.00	\$11,025.00
16x18*	●	●	●	●	●	\$7,341.00	\$8,069.00	\$8,838.00	\$7,725.00	\$8,526.00	\$9,358.00	\$9,242.00	\$10,628.00	\$11,090.00	\$10,017.00	\$11,420.00	\$11,991.00
16x20*	●	●	●	●	●	\$8,214.00	\$8,818.00	\$9,629.00	\$8,630.00	\$9,358.00	\$10,222.00	\$10,164.00	\$11,586.00	\$11,841.00	\$11,155.00	\$12,717.00	\$13,353.00
16x24*	●	●	●	●	●	\$9,837.00	\$10,606.00	\$11,605.00	\$10,388.00	\$11,230.00	\$12,229.00	\$11,954.00	\$13,627.00	\$13,927.00	\$13,378.00	\$15,251.00	\$16,014.00



* Shed comes standard with 24x27 windows. ** Brunswick Gambrel not available in 6' width. *** Hampton not available in 6' width.

30 YEAR LIMITED WARRANTY

SUPERIOR QUALITY AT A SENSIBLE PRICE.

2016 COLOR OPTIONS

All Post Woodworking® sheds are fully customizable.

At Post Woodworking®, we don't want to limit how far you can take your inspiring ideas. Choose your siding type, roof type, optional features, and colors. We offer a complete color matching system, along with other premium colors and options. Please call **1-866-794-7433** for more information.

Roof Colors: (Ask about custom colors)




Dual Black

Dual Brown

Dual Grey

Vinyl Colors: (Ask about custom colors)



White

Almond

Beige

Blue

Shutter Colors:




Black

Blue

Green

Maroon

White




Clay

Cream

Flint

Gray



Mist

Olive

Pearl

Tan

*Due to printing processes, actual colors may vary slightly from what is shown here.

2016 CONSTRUCTION OPTIONS

DOORS

Additional Fiberglass Doors

36" Single	\$210
60" Double	\$275
72" Double	\$335
Upgrade 36" to 60"	\$110
Upgrade 60" to 72" double	\$60

Door Lites

4-Lite	\$80
9-Lite	\$90
15-Lite	\$100

Insulated Garage Doors

9'x 7' (Available in 12' wide buildings & up, requires 7' wall height)	\$995
8'x 7' (Available in 10' wide buildings & up, requires 7' wall height)	\$895
6'x 7' (Available in 8' wide buildings & up, requires 7' wall height)	\$795

PRESSURE TREATED RAMPS

W x L

3' x 6'	\$70
5' x 6'	\$90
6' x 6'	\$120
Removable Ramp	\$190

WINDOWS

Additional Windows with Shutters

18" x 27"	\$80	Trim	\$25
24" x 27"	\$120	Trim	\$25
30" x 40"	\$140	Trim	\$30

Transom Windows

Transom Window 5' with Trim	\$190
Transom Window 6' with Trim	\$220

Window Boxes

Standard	\$25.00
Large	\$35.00

STRUCTURAL ENHANCEMENTS

Upgrade to 3/4" PT Plywood	\$1.25/Sq. Ft.
Add 2nd Layer 3/4" Plywood	\$1.50/Sq. Ft.
Add 2nd Layer 3/4" PT Plywood	\$2.75/Sq. Ft.
12" OC 2x6 PT Floor Joists	\$0.45/Sq. Ft.
Joist Hangers	\$0.95/Sq. Ft.
Insulate Floor R-10	\$2.50/Sq. Ft.
Ram Set to Slab (Power Nail Buildings with no Floor to Concrete Slab)	\$1.25/Ln. Ft.
Earth Anchors	\$50.00/Pair
Pool Filter Hole	\$75.00
7' Work Bench	\$100.00
Partition Wall	\$12.00/Ln. Ft.
House Wrap	\$3.00/Ln. Ft.
Ice and Water Shield (Per 3' High Run)	\$5.00/Ln. Ft.
Roofing Tar Paper	\$0.50/Sq. Ft. Building
Ridge/Soffit Vent	\$10.00/Ln. Ft.

ARCHITECTURAL ENHANCEMENTS

6' Gable Dormer	\$490
8' Gable Dormer	\$660
10' Gable Dormer	\$840
12' Gable Dormer	\$990
Shed Dormer	\$120/Ln. Ft.
Extended Eaves (On Gable Walls)	\$10/Ln. Ft.
Extra Wall Height	\$6/Ln. Ft.
Custom Architectural Shingle Color	\$1.50 Sq. Ft.
16" Cupola (Vinyl Cupola With Copper Color Metal Roof)	\$190
21" Cupola (Vinyl Cupola With Copper Roof)	\$290
21" Cupola (Vinyl Cupola With Matching Asphalt Roof)	\$260
Custom Cupola	POR
Copper Weathervane	POR
Interior Solar Lights	\$99

Aluminum Threshold

3'	\$15
5'	\$20
6'	\$25
7'	\$35

Lofts

8' x 4'	\$60
10' x 4'	\$80
12' x 4'	\$100
14' x 4'	\$140
16' x 4'	\$160

*All dimensions are approximate



PostWoodworking.com
1-866-PWI-SHED (794-7433)
163 Kingston Road, Danville, New Hampshire 03819

Additional Services

Shed Removal	POR
Shed Moving	POR
Custom Design Available	Call



Applicable sales tax is not included. Delivery charges may apply to some areas. Permits where applicable are the sole responsibility of the buyer. Prices, materials and specifications are subject to change without notice. Payment may be made by cash, check, credit card (MC/VISA, DISC) or through our financing.